

# Healthy Quin Counties

Cannabis and Substance Use Prevention (CSUP) Initial Report



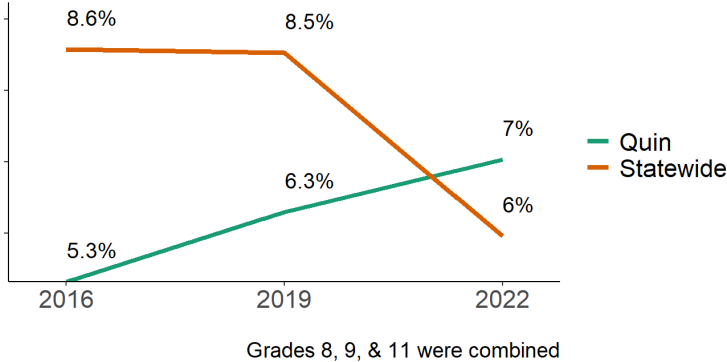
## Minnesota Student Survey (MSS) Data

Assesses patterns among youth behaviors around attitudes, access, and use of substances. This data helps identify risk factors to target for early intervention to prevent long-term habits from developing. The **CSUP** grant funds create the opportunity to address these risk factors through strategies aimed at **preventing cannabis misuse**.

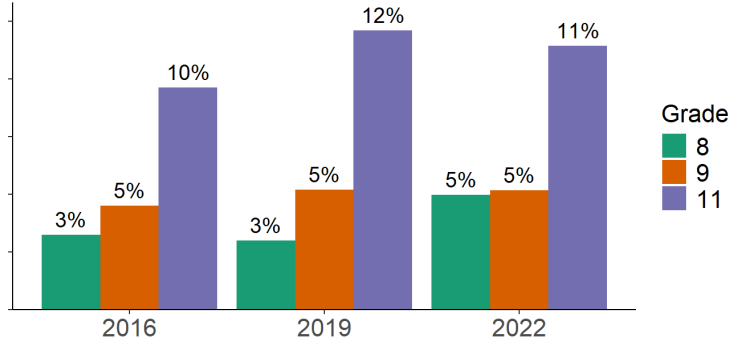
In 2022, **82%** of Healthy Quin Counties area students said their parents **disprove** of **Marijuana use**.

Healthy Quin Counties includes students from Roseau, Kittson, Marshall, Red Lake & Pennington counties.

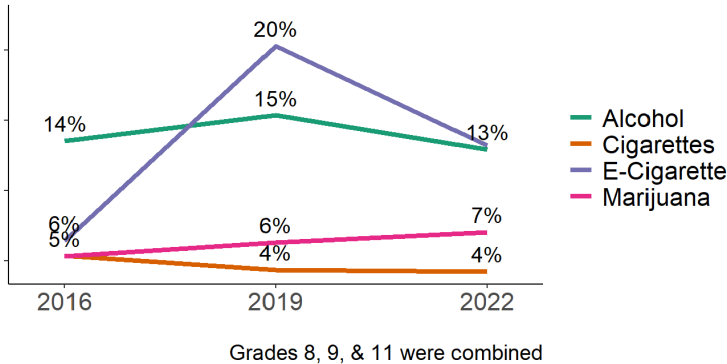
Past 30 Days Marijuana Use  
Quin CHS and Statewide Student Comparison



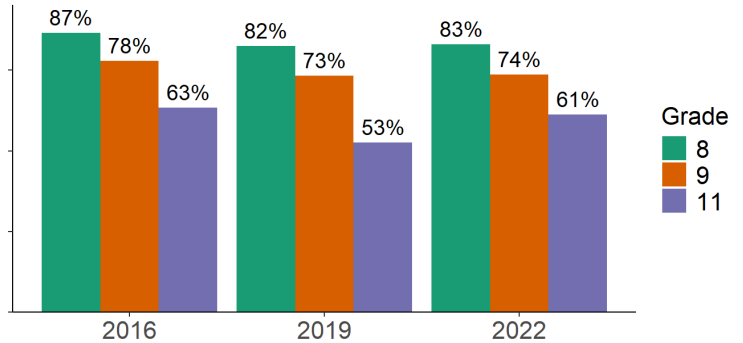
Past 30 Days Marijuana Use  
Quin CHS Students by Grade



Past 30 Days Substance Use  
Quin CHS Students by Substance Use Type



Perceived Friend Disapproval of Marijuana Use  
Quin CHS Students answering Wrong or Very Wrong



2022  
Students who said  
**No to  
Alcohol use**

Quin = 87%  
Statewide = 91%

2022  
Students who said  
**No to  
Cigarette use**

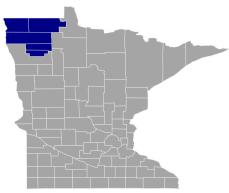
Quin = 96%  
Statewide = 98%

2022  
Students who said  
**No to E-  
Cigarette use**

Quin = 87%  
Statewide = 92%

2022  
Students who said  
**No to  
Marijuana use**

Quin = 93%  
Statewide = 94%



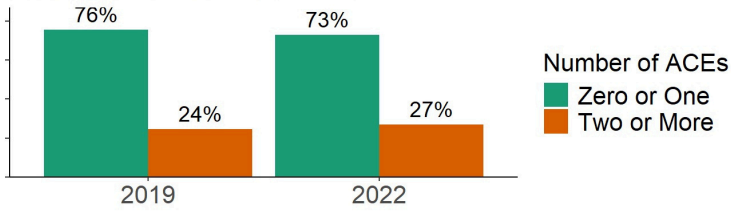
# Health Quin Counties

## Cannabis and Substance Use Prevention (CSUP) Initial Report



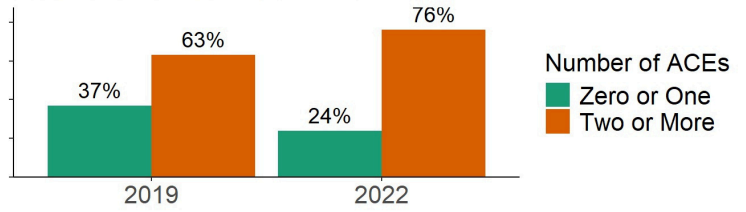
Adverse Childhood Experiences (ACEs) like abuse, neglect, or household dysfunction can raise the risk of long-term health and behavioral issues. **Protective factors** such as caring relationships, safe environments, and community involvement can help build resilience and reduce the impact of **ACEs**.

Quin CHS Students Who DID NOT Use Marijuana (Past 30 Days)  
Adverse Childhood Experiences



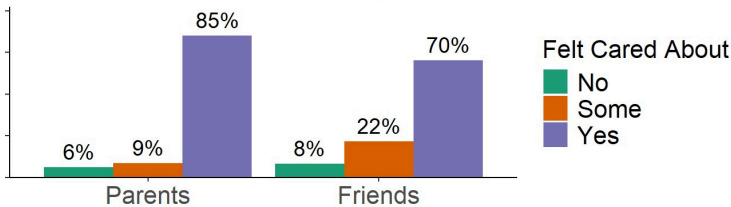
Grades 8, 9, & 11 were combined

Quin CHS Students Who USED Marijuana (Past 30 Days)  
Adverse Childhood Experiences



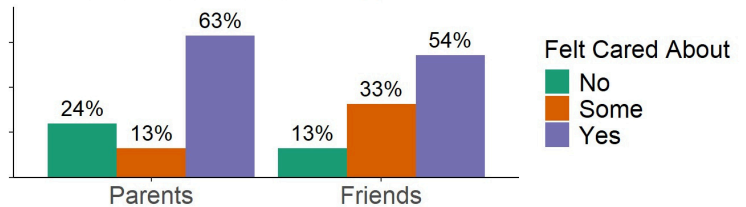
Grades 8, 9, & 11 were combined

Quin CHS Students Who DID NOT Use Marijuana (Past 30 Days)  
Protective Factor: Perceived Support



Grades 8, 9, & 11 were combined for 2022

Quin CHS Students Who USED Marijuana (Past 30 Days)  
Protective Factor: Perceived Support

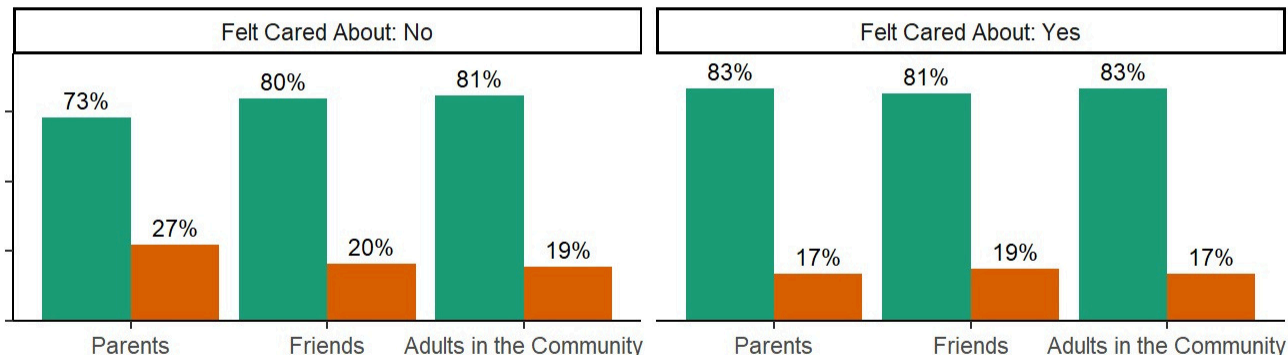


Grades 8, 9, & 11 were combined for 2022

## MN NW8 Students w/ 2+ ACEs

### Relative Risk of Marijuana Use by Perceived Support

Marijuana Use (Past 30 Days) ■ No ■ Yes



Due to small sample sizes, data was combined for Years 2019 & 2022, Grades 8, 9, & 11, and Counties Polk, Norman, & Mahnomen and Kittson, Marshall, Pennington, Red Lake, & Roseau